



Hydraulic Mast-Climbing Work Platforms

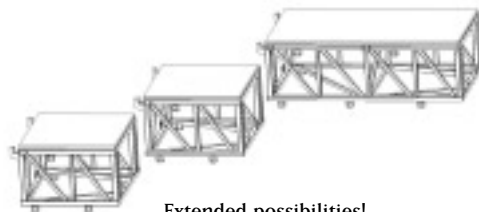
8000
FRSM

FRACO




Mast-climber designed for you!


Designed to fulfill your needs, FRACO'S FRSM-8000 Hydraulic Mast-Climbing Work Platform is a surprisingly powerful and efficient tool for all contractors who want to lower their costs and become more productive and profitable. Increase your earning power by 30-40%!



Extended possibilities!
Cantilevers, bridges and accessory components can be added to build unlimited configurations!



Easy set-up!
Levelling the base is made easy with these extendible jacks!



Reliable technology!
Safe, efficient, low maintenance and one that you can count on. Each unit can carry up to 3,630 kg (8,000 lbs.) of LIVE load!



2.5 hours

Fast moving!
If installations are fast, moves are even faster! Two workers can move a 32 m (105 ft) long freestanding platform in less than 2.5 hours!



Less transportation!
With this compact system loaded on a single truck, you will be all set to work on a 1,580 m² (17,000 ft²) wall!

Accessories

Complementary equipment is available, providing you with enhanced performance while using our FRACO platforms.



WES – Weather Enclosure System

This unique system provides weather protection against snow, rain or sun and will keep your workers at their top production level. Easy and fast to install, it is the only one that provides an extra-strength hard roofing. It can be heated, air conditioned or illuminated.

Sections can be easily set-up using a crane or a lift.

It keeps the platform free of any support or bracing, giving you full width utilization.




WES

A second lower section can be added to keep the walls underneath the platform from freezing.



Monorail

The Monorail system provides an efficient and safe way of installing stone and precast panels weighing up to 910 kg (2,000 lbs.). A trolley that supports a chain block travels along a continuous beam installed on the front of the platform.



Interior Work System

For under ceiling work, this accessory adapts to the front of the platform, allowing the workers to reach the top of the wall and keep their work area ergonomic.



Hi-Results...

Sturdy mast sections, adaptable bases and reliable ties let you work at more than 168 m (550 ft) high; it will undoubtedly make your business reach new heights.

The strong wall tie system can tie to anything, from concrete, brick or block to steel structures.



Fit the work!
Whether the wall is straight, uneven or curved, the adjustable lower step working area will mould it to perfection!



Working on water!
A versatile system that provides you with an elegant and quite effective way of working in any conditions!



... for Hi-Impact

Prestigious projects require the best! Whether it is the Pentagon (Washington, DC), the World Trade Center (Boston, MA), or the American Airlines Center (Dallas, TX), we will achieve outstanding performance to fulfill your needs.




American Airlines Center, Dallas, TX



2-in-1!
The unique climbing frame's design allows the superimposing of two cantilevers on the same unit for projects like this elevator shaft concrete forming!



Double effects!
On particular projects that require simultaneous works at different levels, the use of two units on the same mast is a must!



Combined features!
The Pentagon Reconstruction Project shows superimposed decking with weather enclosure, 910 kg (2,000 lbs.) monorail in the front and a special triple mast base allowing freestanding work to a height of 24 m (78 ft)!







FRH-2500 – Perfect complement

The Hydraulic FRH-2500 portable crane is the perfect complement for the FRSM-8000, bringing material on the platform while workers still do their jobs.

The FRH-2500:

- Fits on top of the FRSM-8000 climbing frame.
- Lifts up to 1,140 kg (2,500 lbs.) (a full cube of brick or a load of mortar) up to 100 m (330 ft) high.
- Pivots 180° allowing the positioning of material on both sides of the mast.
- Works with hydraulics powered by a gas engine, completely independent from the platform operation.
- Is simple to maneuver with easy-to-reach controls.
- Requires low maintenance.



Hydraulic Portable crane – FRH-2500

Speed	14.6 m/min (~48 ft/min)
Length of the boom	1.9 m (6 ft 2 in)
Total weight	630 kg (1,390 lbs.)
Cable length / capacity of the crane	48.8 m (160 ft) available to 67 m (220 ft) / 1,130 kg (2,500 lbs.) 100 m (330 ft) / 454 kg (1,000 lbs.)

Freestanding in action

In its freestanding configuration, the 8000 is perfectly designed for working heights of up to 12.8 m (42 ft) without being anchored to the wall.

Separate or joined together with bridges to almost no limitation of length, these units stand by themselves with a doubled mast that sits on a freestanding base.



Plenty of room available!
The upper deck, which ranges from 1.78 m (5 ft 10 in) to 3.30 m (10 ft 10 in), offers safe traveling and loading areas, wide enough for a wheelbarrow!

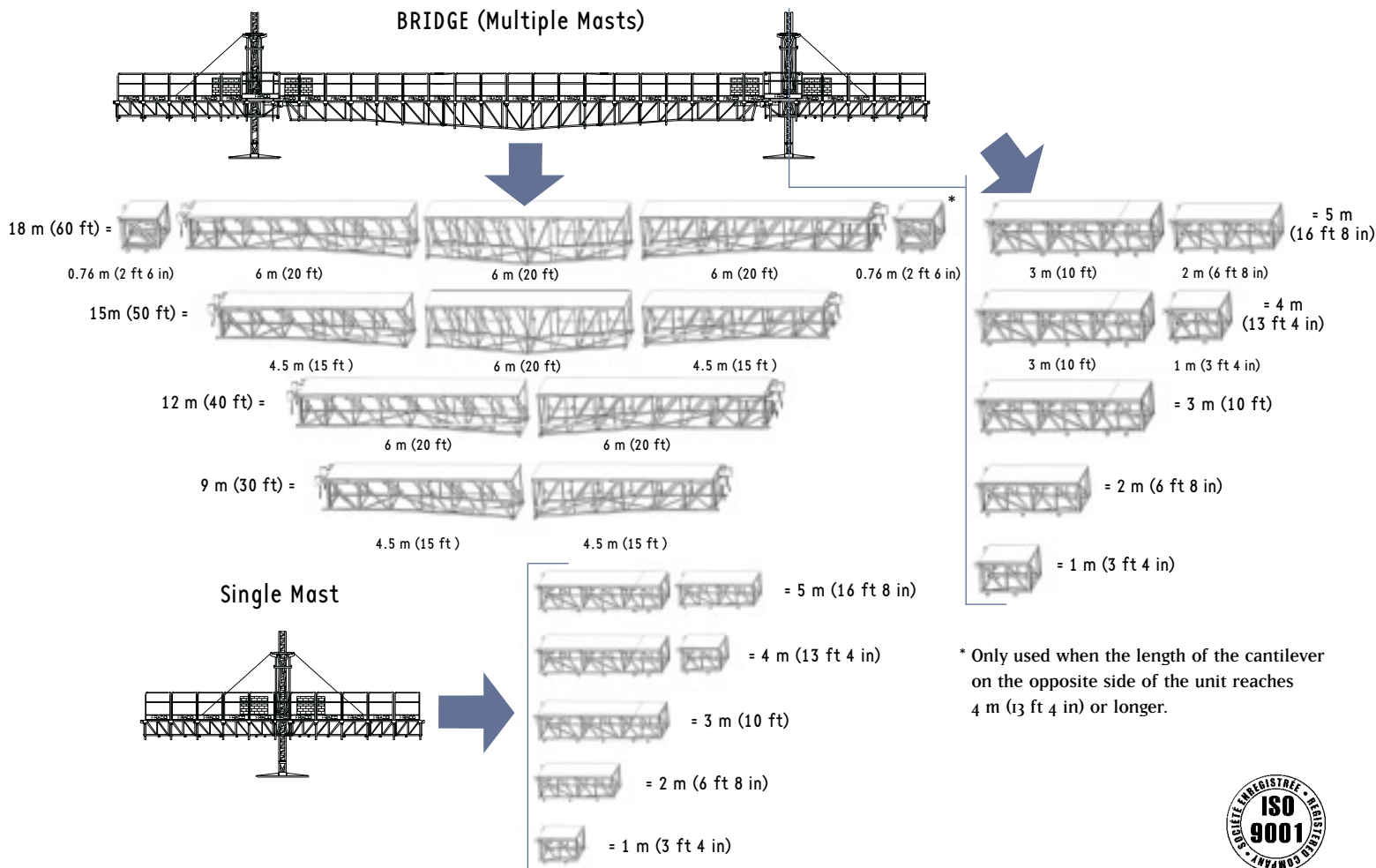


Ergonomic!
The upper deck keeps the material at the right height for the workers standing on the lower step working area, which can extend to 1.5 m (5 ft) or more!



For a greater reach!
This forward extension is well suited for corner returns.

BRIDGE (Multiple Masts)



FRSM-8000

■ Maximum standard load		3,630 kg/mast	8,000 lbs./mast
■ Maximum length of platform (Single mast)	Standard load	11 m	36 ft 1 in
	Reduced load	12.88 m	42 ft 3 in
■ Maximum length of platform (Double mast)	Standard load	32 m	105 ft
	Reduced load	33.85 m	111 ft 8 in
■ Adjustable lower step working area width		0 to 2.13 m	0 to 7 ft
■ Main platform width	Standard	1.78 m	5 ft 10 in
	Maximum	3.30 m	10 ft 10 in
■ Lifting speed		1 m / minute	3 ft / minute
■ Maximum height of mast (with anchoring)		168 m	550 ft
■ Standard distance between anchors		6 m	20 ft
■ Maximum freestanding height of mast (without anchoring)		12.8 m	42 ft
■ Gasoline HONDA engine		5.5 HP	
■ Mast section – size / weight		0.30 cm x 0.30 cm x 3.05 m / 168 kg	12 in x 12 in x 10 ft / 370 lbs.
■ Elevating unit – size / weight		0.71 m x 0.69 m x 3.25 m / 718 kg	2 ft 4 in x 2 ft 3 in x 10 ft 8 in / 1,580 lbs.
■ Cantilever section – size / weight		0.76 m / 114 kg	2 ft 6 in / 250 lbs.
		1 m / 114 kg	3 ft 4 in / 250 lbs.
		2 m / 179.2 kg	6 ft 8 in / 395 lbs.
		3 m / 245 kg	10 ft / 540 lbs.
■ Bridge section – size / weight		4.57 m / 519.4 kg	15 ft / 1,145 lbs.
		6 m / 637.3 kg	20 ft / 1,405 lbs.
■ Central bridge section – size / weight		6 m / 594.2 kg	20 ft / 1,310 lbs.

Freestanding Base – Ground Base

■ Overall length / Overall width / Total weight	3.81 m / 2.44 m / 873 kg	12 ft 6 in / 8 ft / 1,920 lbs.
■ Ground base – size / weight	0.97 m x 2.04 m / 207 kg	3 ft 2 in x 6 ft 8 in / 455 lbs.